

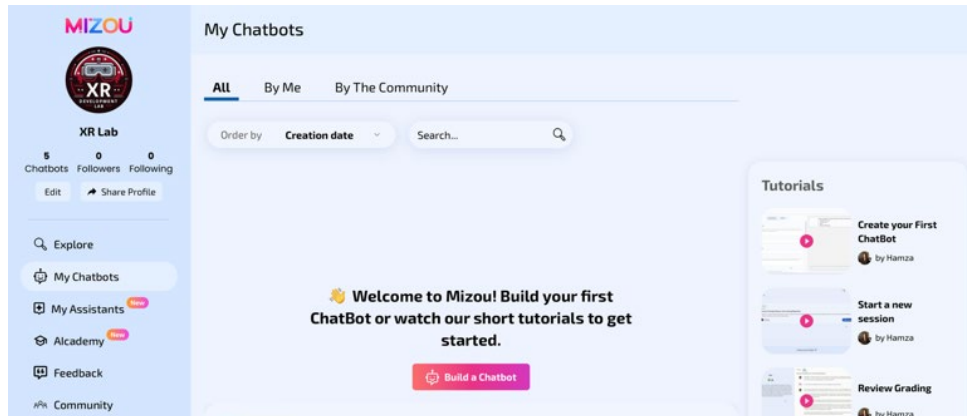
# Handout #4

## Creating an AI CHATBOT

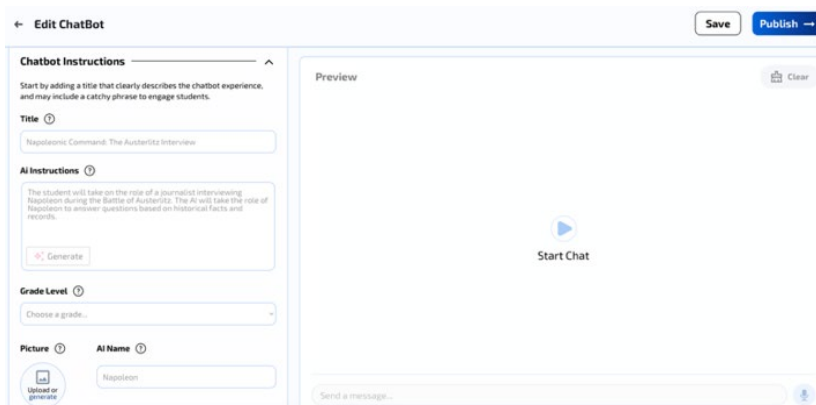
1. Go to <https://mizou.com> and click the blue button



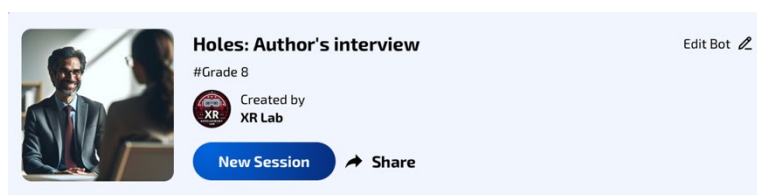
2. Log in using gmail or register for an account by entering your email and password. You will see this dashboard:



3. Click the **Build a Chatbot** button.
4. Click on one of the creation modes: **Custom** (creating a prompt from scratch) or **AI generated** (providing learning objectives for AI to generate a prompt that can be modified later).
5. Type a prompt in each command box, as in the example. Preview the chatbot you created by clicking the **Start Chat** button. Edit as needed, then click the **Save and Publish** button when you are done.



6. Share your chatbot with your students by clicking the **Share** button.



For other tools, go to the dashboard and explore them and watch the tutorials.